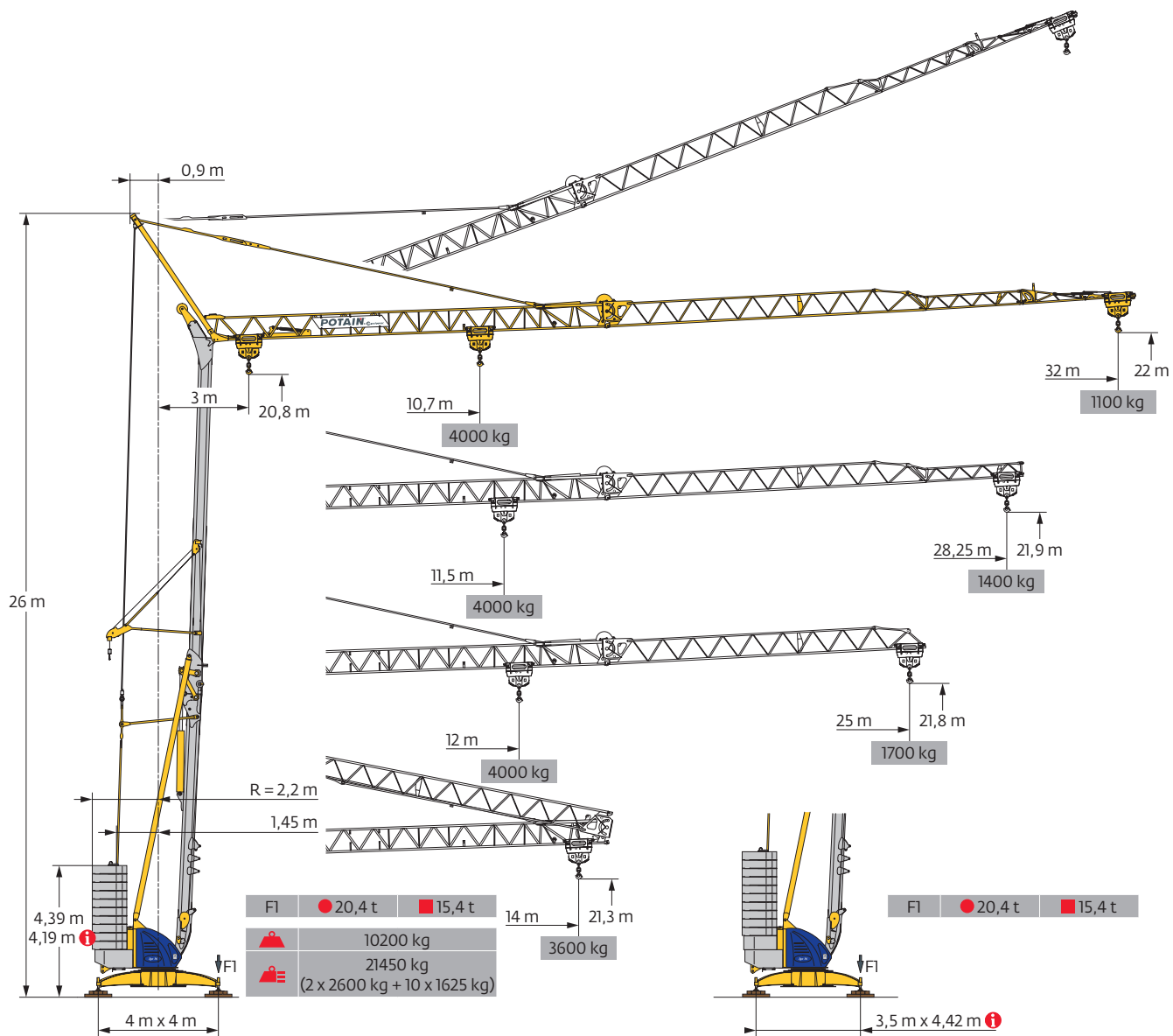
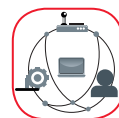


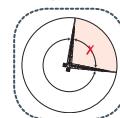
Igo 36



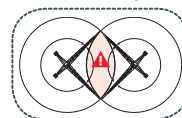
SmartCom



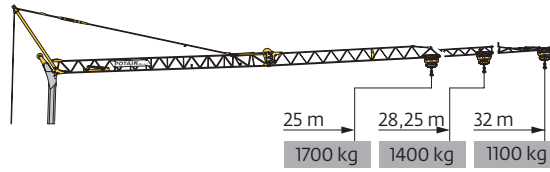
Top Zone



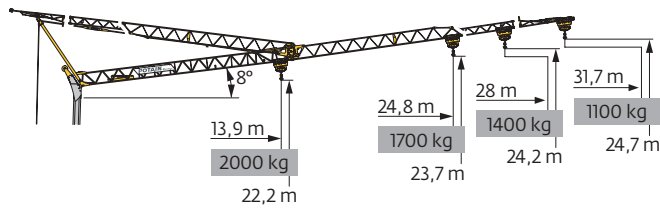
Top Tracing II



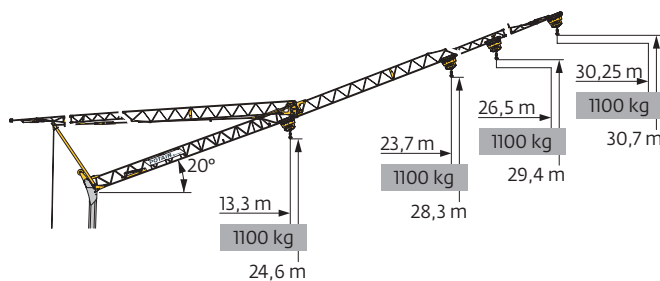
Courbes de charges / Lastkurven / Load curves / Curvas de cargas / Curve di carico
 Curvas de carga / Кривые нагрузок



32 m	3	▶	12,87	13	14	m	10,7	11	12	13	14	15	16	17	18	18,5	19	19,5	20	22	25	27	30	32	m	
▲▲▲	▲▲▲						4000	3870	3460	3125	2845	2610	2410	2230	2080	2000	1940	1880	1820	1615	1375	1250	1090	1000	kg	
																2000	1940	1880	1820	1615	1375	1250	1090	1000	kg	
																	2000	1940	1730	1485	1350	1190	1100		kg	
28,25 m	3	▶	12,87	13	14	m			11,5	12	13	14	15	16	17	18	19	20	21	22	25	27	28,25	m		
▲▲▲	▲▲▲									4000	3790	3420	3120	2860	2640	2450	2280	2135	2000	1885	1780	1520	1375	1300	kg	
																			2000	1885	1780	1520	1375	1300	kg	
																				2000	1890	1620	1480	1400		kg
25 m	3	▶	12,87	13	14	m				12	13	14	15	16	17	18	19	20	20,8	21	21,8	23	25	m		
▲▲▲	▲▲▲									4000	3600	3280	3010	2775	2580	2400	2250	2110	2000	1985	1895	1775	1600	kg		
																				2000	1985	1895	1775	1600	kg	
																					2000	1875	1700		kg	



32 m	3	▶	18,3	19	19,5	21	23	25	26	28	30	31,7	m										
▲▲▲	▲▲▲												kg										
													2000	1910	1845	1685	1505	1355	1290	1175	1075	1000	kg
													2000	1830	1640	1485	1415	1295	1190	1100			kg
28,25 m	3	▶	19,8	20,8	21	23	25	26	28	m													
▲▲▲	▲▲▲												2000	1890	1860	1660	1500	1425	1300	kg			
													2000	1975	1770	1605	1530	1400					kg
25 m	3	▶	20,7	21,6	23	24,8	m																
▲▲▲	▲▲▲												2000	1895	1755	1600	kg						
													2000	1860	1700		kg						



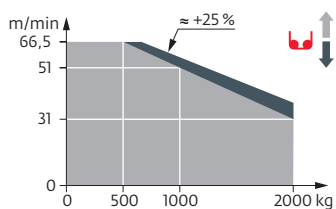
32 m	3	▶	30,25	m	
▲▲▲	▲▲▲			1000	kg
				1100	kg
28,25 m	3	▶	26,5	m	
▲▲▲	▲▲▲			1000	kg
				1100	kg
25 m	3	▶	23,7	m	
▲▲▲	▲▲▲			1000	kg
				1100	kg

Mécanismes / Triebwerke / Mechanisms / Mecanismos / Meccanismi
 Mecanismos / Механизмы

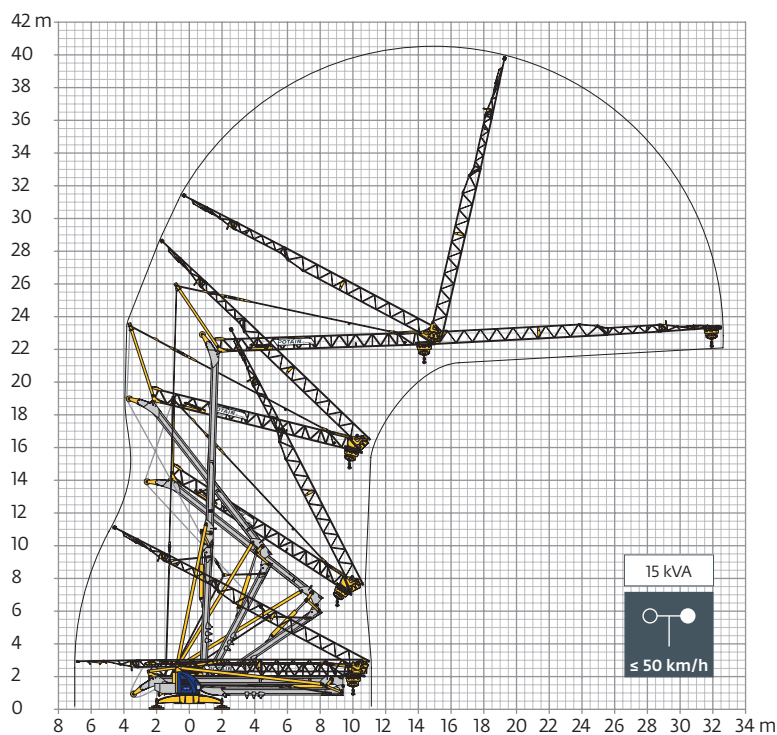
400 V - 50 Hz 480 V - 60 Hz												ch - PS hp	kW	
	15 LVF 10 Optima	m/min	3,6	18	31	51	66,5	1,8	9	15,5	25,5	33	15	11
		kg	2000	2000	2000	1000	500	4000	4000	4000	2000	1000		
	3 DVF 5	m/min	15 - 30 - 41									3	2,2	
	RVF 41 Optima+	tr/min U/min rpm	0 → 0,8									4	3	

IEC 60204-32	kVA
400 V (+10% -10%) 50 Hz / 480 V (+6% -10%) 60 Hz	15 kVA

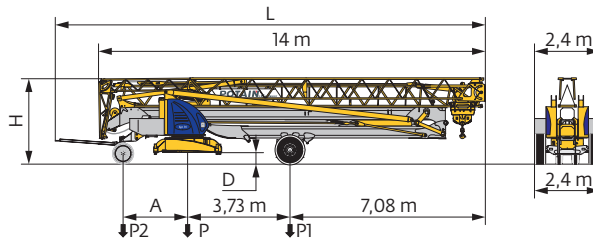
15 LVF 10 Optima



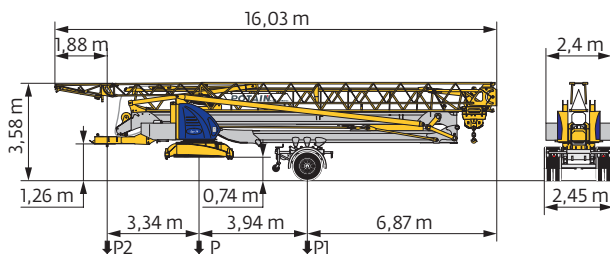
Montage / Montage / Erection / Montaje / Montaggio
 Montagem / Монтаж



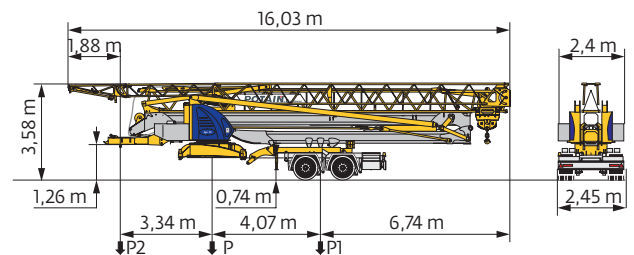
Transport / Transport / Transport / Transporte / Trasporto
Transporte / Транспортировка



	km/h	A (m)	D (m)	H (m)	L (m)	P (kg)	P1 (kg)	P2 (kg)
DS62/S120	10	2,35	0,36/0,21	3,2/3,05	15,48	16220	10290	5930
DJ100/S125	25	2,45	0,38/0,23	3,22/3,07	15,77	16230	10410	5820



	km/h	P (kg)	P1 (kg)	P2 (kg)
SL121/J135	25	17480	11980	5500



	km/h	P (kg)	P1 (kg)	P2 (kg)
SL122/J215M (EBS)	80	18555	12867	5688

FR

DE

EN

ES

IT

PT

RU

R	Rayon de giration	Schwenk radius	Rear slewing radius	Radio de giro	Raggio di rotazione	Raio de rotação	Задний габарит
•	Nous consulter	Auf Anfrage	Consult us	Consultarnos	Consultateci	Consultar-nos	Проконсультируйтесь у нас
•	Réactions en service	Reaktionskräfte in Betrieb	Reactions in service	Reacciones en servicio	Reazioni in servizio	Reacções em serviço	Реакция при работе
■	Réactions hors service	Reaktionskräfte außer Betrieb	Reactions out of service	Reacciones fuera de servicio	Reazioni fuori servizio	Reacções fora de serviço	Реакция в покое
▲	Poids à vide, sans lest, sans trains de transport, avec flèche maxi. et hauteur standard.	Gewicht ohne Last, ohne Ballast, ohne Transportachsen, mit max. Auslager und Standardhöhe	Weight without load, without ballast, without transport axes, with max. jib and standard height	Peso en vacío, sin lastre, sin trenes de transporte con flecha y altura estándar	Peso a vuoto, senza zavorra, senza assali di trasporto, con braccio max e altezza standard.	Peso em vazio, sem lastro, sem eixos de transporte com lança máxima e altura standard.	Вес без груза, без балласта, без осей для транспортировки, с максимальным вылетом стрелы и стандартной высотой
▲	Poids total du lest	Ballast-Gesamtgewicht	Total ballast weight	Peso total del lastre	Peso totale della zavorra	Peso total do lastro	Общий вес балласта
□	Équipements standards	Standardausrüstungen	Standard equipment	Equipamiento de serie	Equipaggiamento standard	Equipamento de série	Стандартное оборудование
□	Équipements optionnels	Sonderausrüstungen	Options	Equipamiento opcional	Equipaggiamento in opzione	Equipamento opcional	Дополнительное оборудование (опция)
♦	Levage	Heben	Hoisting	Elevación	Sollevamento	Elevação	Подъем
♦	Distribution	Katzfahren	Trolleying	Distribución	Distribuzione	Distribuição	Перемещение по стреле
◂	Orientation	Schwenken	Slewing	Orientación	Rotazione	Rotação	Поворот
kVA	Puissance requise	Erforderliche Leistung	Required power	Potencia Necesaria	Potenza richiesta	Potência Necessária	Потребляемая мощность

⚠	Document commercial non contractuel. Pour toute information technique se référer à la notice correspondante.	Unverbindliches Vertriebsdokument. Für technische Informationen, siehe die entsprechenden Anweisungen.	This commercial document is not legally binding. For any technical information, please refer to the corresponding instructions.	Documento comercial no contractual. Para cualquier información técnica, ver la noticia correspondiente.	Documento commerciale non vincolante, per tutte le informazioni tecniche fare riferimento al catalogo istruzioni.	Documento comercial não contractual. Para qualquer informação técnica complementar consultar as respectivas instruções.	Этот коммерческий документ не является юридически обязательным. Для получения технической информации, см. соответствующие инструкции.
----------	--	--	---	---	---	---	---



Americas
Manitowoc, Wisconsin, USA
Tel: +1 920 684 6621
Fax: +1 920 683 6277

Shady Grove, Pennsylvania, USA
Tel: +1 717 597 8121
Fax: +1 717 597 4062

Europe, Middle East, Africa
Dardilly, France
Tel: +33 (0)4 72 18 20 20
Fax: +33 (0)4 72 18 20 20

China
Shanghai, China
Tel: +86 21 6457 0066
Fax: +86 21 6457 4955

Greater Asia-Pacific
Singapore
Tel: +65 6264 1188
Fax: +65 6862 4040

www.manitowoccranes.com

©2016 All Rights Reserved – Manitowoc Cranes, LLC and its affiliates.