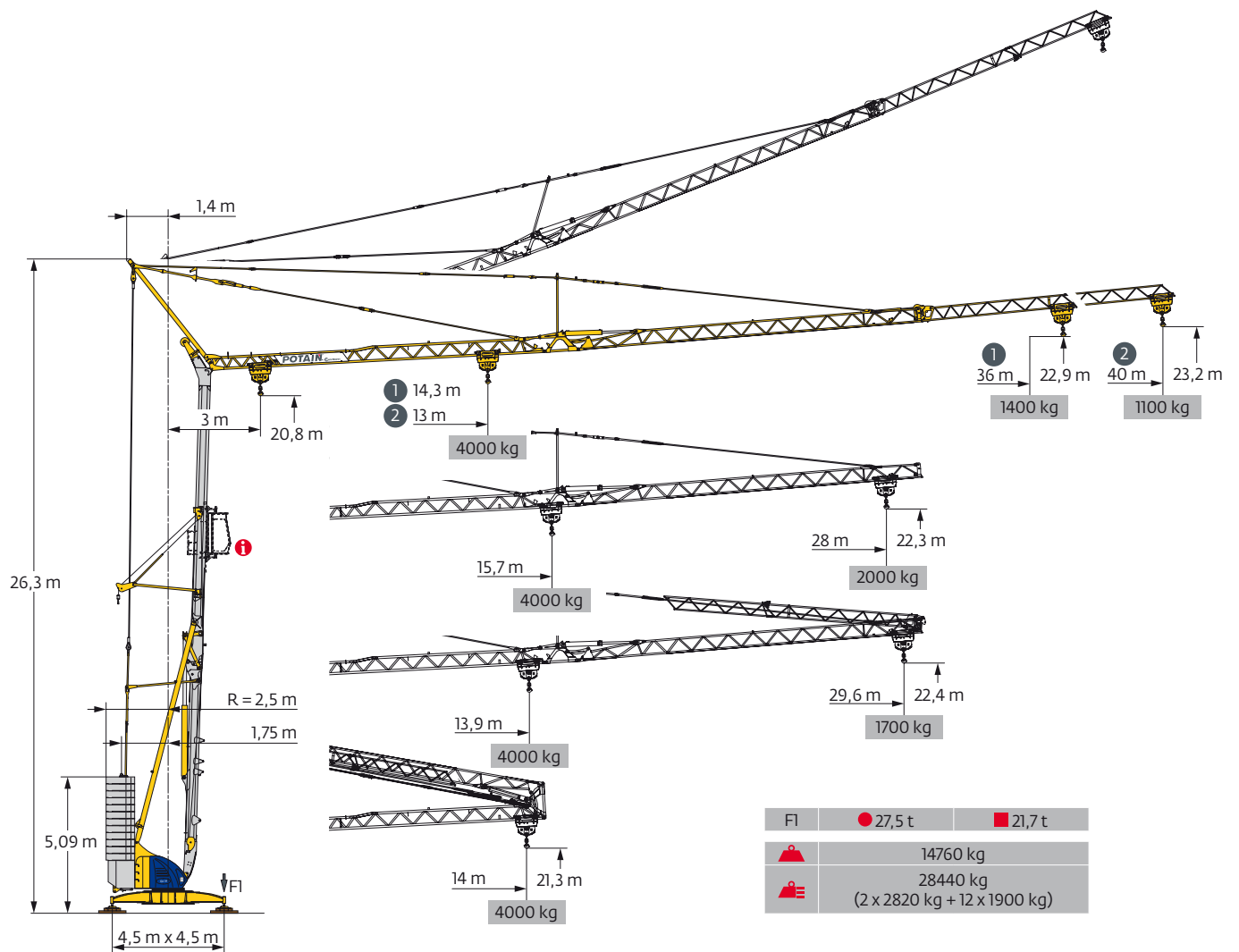
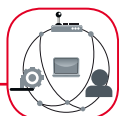


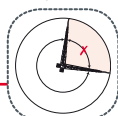
Potain Igo 50



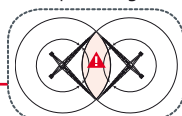
SmartCom



Top Zone

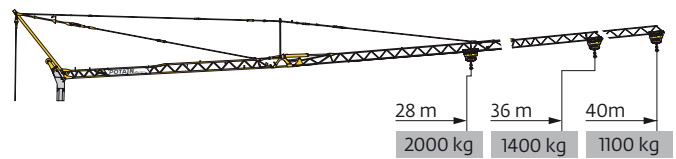


Top Tracing II

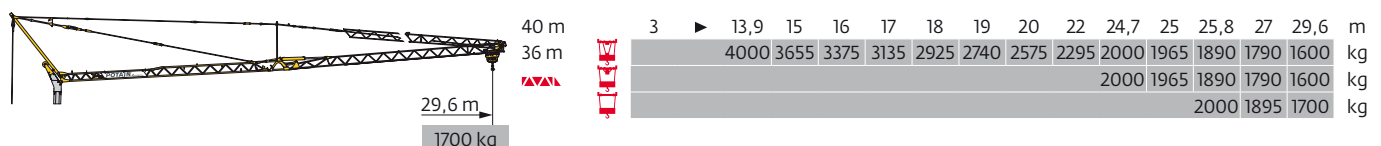


EN 14439 C25-D25
EN 14439 C50-D50
FEM 1.001-A3

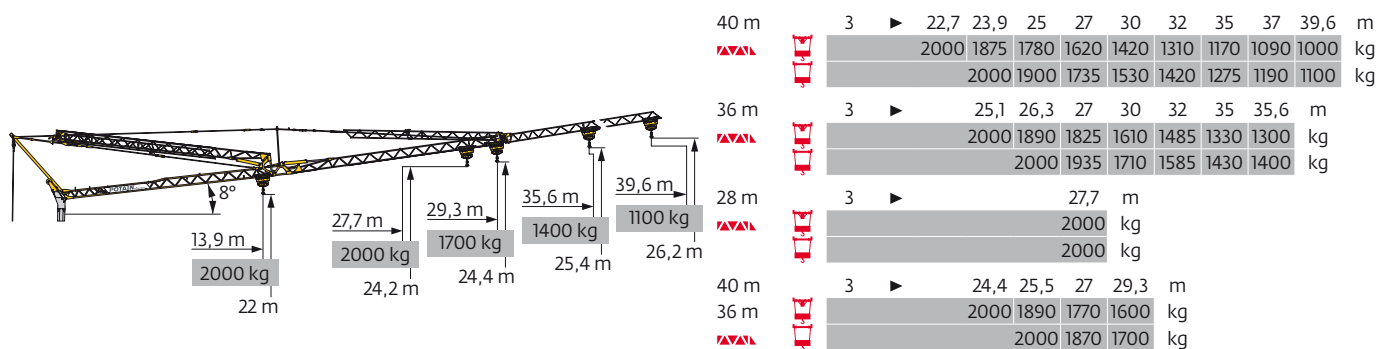
Courbes de charges / Lastkurven / Load curves / Curvas de cargas / Curve di carico
 Curvas de carga / Кривые нагрузок




40 m	3	▶ 14 m		3	▶ 13 14 15 16 17 18 19 20 23 24,2 25 27 30 32 35 37 40 m	
▲▲▲	▲▲▲	4000 kg		▲▲▲	4000 3665 3365 3105 2885 2690 2520 2365 2000 1875 1800 1640 1440 1330 1185 1105 1000	kg
		2000 kg				kg
		2000 kg				kg
36 m	3	▶ 14 m		3	▶ 14,3 15 16 17 18 19 20 22 24 25,3 26,6 27 30 32 35 36 m	
▲▲▲	▲▲▲	4000 kg		▲▲▲	4000 3770 3485 3235 3020 2830 2660 2370 2135 2000 1890 1850 1630 1505 1345 1300	kg
		2000 kg				kg
		2000 kg				kg
28 m	3	▶ 14 m		3	▶ 15,7 17 18 19 20 22 23 25 26 27 28 m	
▲▲▲	▲▲▲	4000 kg		▲▲▲	4000 3635 3395 3180 2990 2670 2530 2290 2190 2090 2000	kg
		2000 kg				kg
		2000 kg				kg



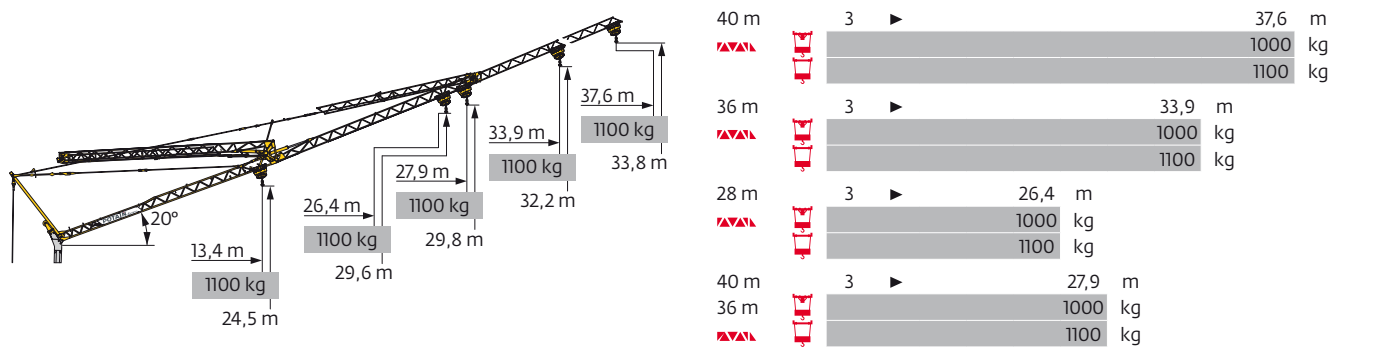
40 m	3	▶ 13,9 15 16 17 18 19 20 22 24,7 25 25,8 27 29,6 m	
▲▲▲	▲▲▲	4000 3655 3375 3135 2925 2740 2575 2295 2000 1965 1890 1790 1600	kg
			kg
			kg




40 m	3	▶ 22,7 23,9 25 27 30 32 35 37 39,6 m	
▲▲▲	▲▲▲	2000 1875 1780 1620 1420 1310 1170 1090 1000	kg
			kg
36 m	3	▶ 25,1 26,3 27 30 32 35 35,6 m	
▲▲▲	▲▲▲	2000 1890 1825 1610 1485 1330 1300	kg
			kg
28 m	3	▶ 27,7 m	
▲▲▲	▲▲▲	2000 kg	
		2000 kg	
40 m	3	▶ 24,4 25,5 27 29,3 m	
▲▲▲	▲▲▲	2000 1890 1770 1600	kg
			kg



40 m	3	▶ 13,9 m	
▲▲▲	▲▲▲	2000 kg	
		2000 kg	



40 m	3	▶ 37,6 m	
▲▲▲	▲▲▲	1000 kg	
		1100 kg	
36 m	3	▶ 33,9 m	
▲▲▲	▲▲▲	1000 kg	
		1100 kg	
28 m	3	▶ 26,4 m	
▲▲▲	▲▲▲	1000 kg	
		1100 kg	
40 m	3	▶ 27,9 m	
▲▲▲	▲▲▲	1000 kg	
		1100 kg	



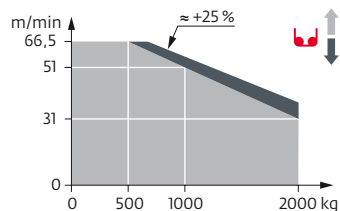
40 m	3	▶ 13,4 m	
▲▲▲	▲▲▲	1000 kg	
		1100 kg	

Mécanismes / Triebwerke / Mechanisms / Mecanismos / Meccanismi
 Mecanismos / Механизмы

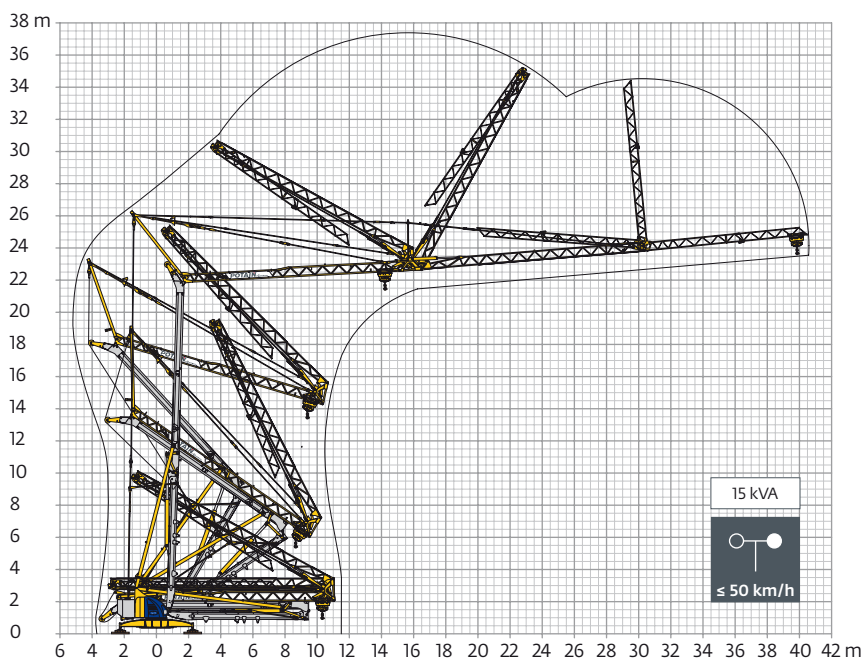
400 V - 50 Hz 480 V - 60 Hz												ch - PS hp	kW	
	15 LVF 10 Optima	m/min	3,6	18	31	51	66,5	1,8	9	15,5	25,5	33	15	11
		kg	2000	2000	2000	1000	500	4000	4000	4000	2000	1000		
	3 DVF 5	m/min	15 - 30 - 45 (0 → 1000 kg) 15 - 30 - 41 (1000 → 4000 kg)									3	2,2	
	RVF 51 Optima+	tr/min U/min rpm	0 → 0,8									5,5	4	

IEC 60204-32	kVA
400 V(+10% -10%) 50 Hz / 480 V(+6% -10%) 60 Hz	→ 17 kVA → 19 kVA

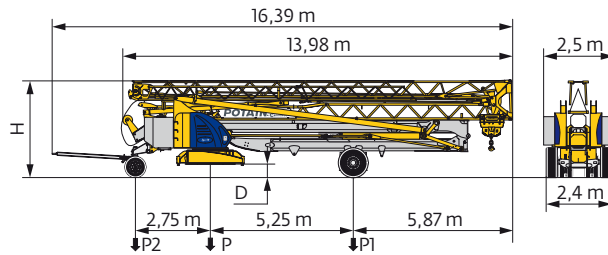
15 LVF 10 Optima



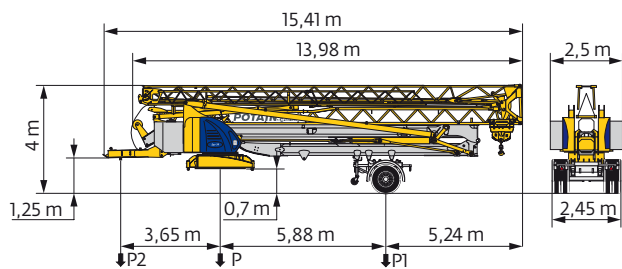
Montage / Montage / Erection / Montaje / Montaggio
 Montagem / Монтаж



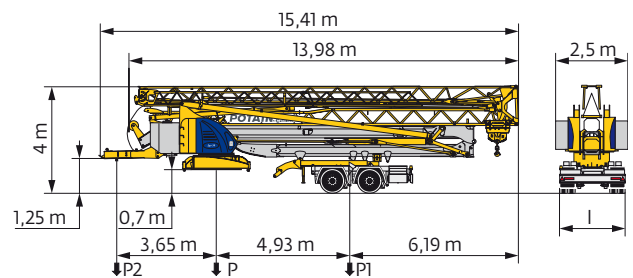
Transport / Transport / Transport / Transporte / Trasporto
Transporte / Транспортировка



	km/h	D (m)	H (m)	P (kg)	P1 (kg)	P2 (kg)
DJ100/S120	10	0,35/0,2	3,57/3,42	21655	11725	9930
DJ105/S125	25	0,35/0,2	3,57/3,42	21945	11945	10000
..... /..... i						



	km/h	P (kg)	P1 (kg)	P2 (kg)
SL121/J135	25	22495	13000	9495
..... /..... i				



	km/h	l (m)	P (kg)	P1 (kg)	P2 (kg)
SL121/S215M	25	2,4	23740	15490	8250
SL122/J215M	80	2,45	23650	15400	8250
..... /..... i					

FR

- R** Rayon de giration
- i** Nous consulter
- Réactions en service
- Réactions hors service
- ⚖ Poids à vide, sans lest, sans trais de transport, avec flèche maxi. et hauteur standard.
- 📦 Poids total du lest
- 🛠 Équipements standards
- 📦 Équipements optionnels
- ⬆ Levage
- 📍 Distribution
- 🔄 Orientation
- ⚡ Puissance requise

DE

- Schwenk radius
- Auf Anfrage
- Reaktionskräfte in Betrieb
- Reaktionskräfte außer Betrieb
- Gewicht ohne Last, ohne Ballast, ohne Transportachsen, mit max. Auslager und Standardhöhe
- Ballast-Gesamtgewicht
- Standardausrüstungen
- Sonderausrüstungen
- Heben
- Katzfahren
- Schwenken
- Erforderliche Leistung

EN

- Rear slewing radius
- Consult us
- Reactions in service
- Reactions out of service
- Weight without load, without ballast, without transport axes, with max. jib and standard height
- Total ballast weight
- Standard equipment
- Options
- Hoisting
- Trolleying
- Slewing
- Required power

ES

- Radio de giro
- Consultarnos
- Reacciones en servicio
- Reacciones fuera de servicio
- Peso en vacío, sin lastre, sin trenes de transporte con flecha y altura estándar
- Peso total del lastre
- Equipamiento de serie
- Equipamiento opcional
- Elevación
- Distribución
- Orientación
- Potencia Necesaria

IT

- Raggio di rotazione
- Consultateci
- Reazioni in servizio
- Reazioni fuori servizio
- Peso a vuoto, senza zavorra, senza assali di trasporto, con braccio max e altezza standard.
- Peso totale della zavorra
- Equipaggiamento standard
- Equipaggiamento in opzione
- Sollevamento
- Distribuzione
- Rotazione
- Potenza richiesta


PT

- Raio de rotação
- Consultar-nos
- Reacções em serviço
- Reacções fora de serviço
- Peso em vazio, sem lastro, sem eixos de transporte com lança máxima e altura standard.
- Peso total do lastro
- Equipamento de série
- Equipamento opcional
- Elevação
- Distribuição
- Rotação
- Potência Necessária

RU

- Задний габарит
- Проконсультируйтесь у нас
- Реакция при работе
- Реакция в покое
- Вес без груза, без балласта, без осей для транспортировки, с максимальным вылетом стрелы и стандартной высотой
- Общий вес балласта
- Стандартное оборудование
- Дополнительное оборудование (опция)
- Подъем
- Перемещение по стреле
- Поворот
- Потребляемая мощность

⚠ Document commercial non contractuel. Pour toute information technique se référer à la notice correspondante. Unverbindliches Vertriebsdokument. Für technische Informationen, siehe die entsprechenden Anweisungen. This commercial document is not legally binding. For any technical information, please refer to the corresponding instructions. Documento comercial no contractual. Para cualquier información técnica, ver la noticia correspondiente. Documento commerciale non vincolante, per tutte le informazioni tecniche fare riferimento al catalogo istruzioni. Documento comercial não contratual. Para qualquer informação técnica complementar consultar as respectivas instruções. Этот коммерческий документ не является юридически обязательным. Для получения технической информации, см. соответствующие инструкции.



www.manitowoc.com

Americas
Manitowoc, Wisconsin, USA
Tel: +1 920 684 6621
Fax: +1 920 683 6277

Shady Grove, Pennsylvania, USA
Tel: +1 717 597 8121
Fax: +1 717 597 4062

Europe, Middle East, Africa
Ecully, France
Tel: +33 (0)4 72 18 20 20
Fax: +33 (0)4 72 18 20 00

China
Shanghai, China
Tel: +86 21 6457 0066
Fax: +86 21 6457 4955

Greater Asia-Pacific
Singapore
Tel: +65 6264 1188
Fax: +65 6862 4040